



Cat[®] Demolition & Sorting Grapples

HYDRAULIC EXCAVATORS



Americas South



If you are looking for a fast, productive way to handle material... one that is dependable and easily serviced... you will find it with Cat® Demolition & Sorting Grapples.

EXTREME VERSATILITY

Whether taking down a building or sorting and loading material, the Cat Demolition & Sorting Grapple is designed to keep your demolition, salvage and recycling needs in mind. Capable of moving volumes of material, combined with the ability to pick and sort through recyclables, assure added profit to your bottom line.

The Right Tool for:

- Primary & Secondary Demolition
- Construction & Demolition Recycling
- Scrap Recycling
- Waste Transfer Stations
- Tree Removal
- Building Retaining Walls
- Handling and placing boulders, rip rap, concrete, blocks



recover recyclables



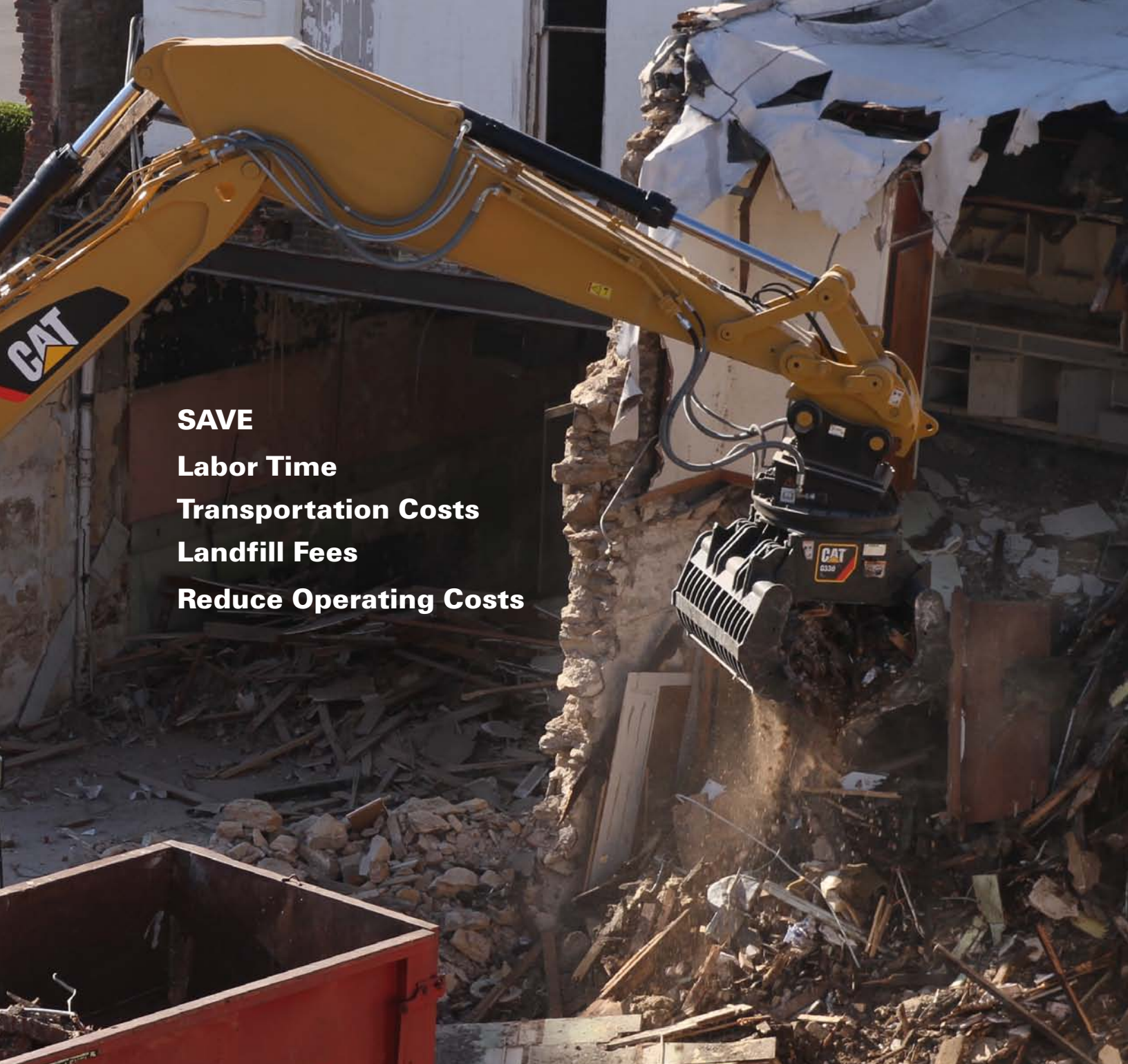
wood grinding



steel



construction/demolition debris



SAVE
Labor Time
Transportation Costs
Landfill Fees
Reduce Operating Costs



metal



trees



screen material



handle objects





*The different things you can do speed up
your process one hundred percent.
You have one hundred percent control.
You can put material where you want it.*

—David Bahm, Vice President
Bahm Demolition, Inc.

GAIN
Total Load Control
High Production
Fast Sorting



REAL VALUE

- **360° ROTATION** for precise positioning without moving the machine.
- **SYNCHRONIZED JAWS** enhance control with repeatable action every time.
- **POWERFUL GRAB FORCE** and fast cycle times ensure high productivity.
- **EDGE-TO-EDGE CONTACT** picks out even the smallest items.
- **WIDE JAW OPENING**, over 7 feet (2.2 meters) on the large model.
- **ZERO CLEARANCE** against a vertical edge for working close to container edges and walls.
- **SMOOTH INNER PROFILE** allows material to efficiently load and unload without hanging up.
- **OPEN JAWS** for visibility and screening material.

Check out Cat Demolition & Sorting Grapples on YouTube!



Real Value



Hear what David Bahm has to say

PROTECT YOUR BOTTOM LINE

1. **PROTECTED ROTATION** with high torque motor for a long service life.
2. **JAW REINFORCEMENT** for extreme use.
3. **BUILT FOR EXTREME USE** with high-grade, impact-resistant steel.
4. **HIGH WEAR CUTTING EDGES** made of AR500 steel.
5. **OVERBITE STOPS** for edge-to-edge contact, even in thin material.
6. **AMPLE ACCESS** to internal parts.
7. **GROUND LEVEL ACCESS** to grease points.
8. **REPLACEABLE CUTTING EDGES** to extend service life.



BEYOND YOUR PURCHASE...

Your Cat dealer will provide financing options and discuss day-to-day operating costs specific to your fleet and job requirements.

As with all Cat equipment, you can expect complete care and service all through the life of your new grapple. Support plans are available for the machine extending all the way out to the attachment to help protect your investment.

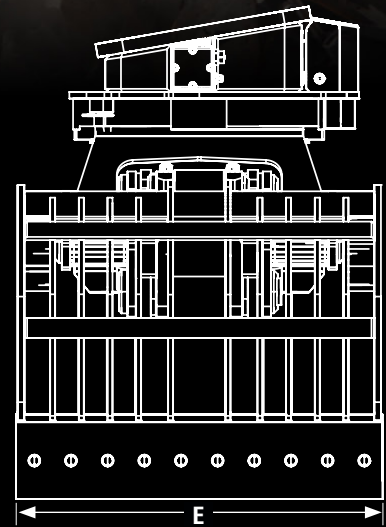
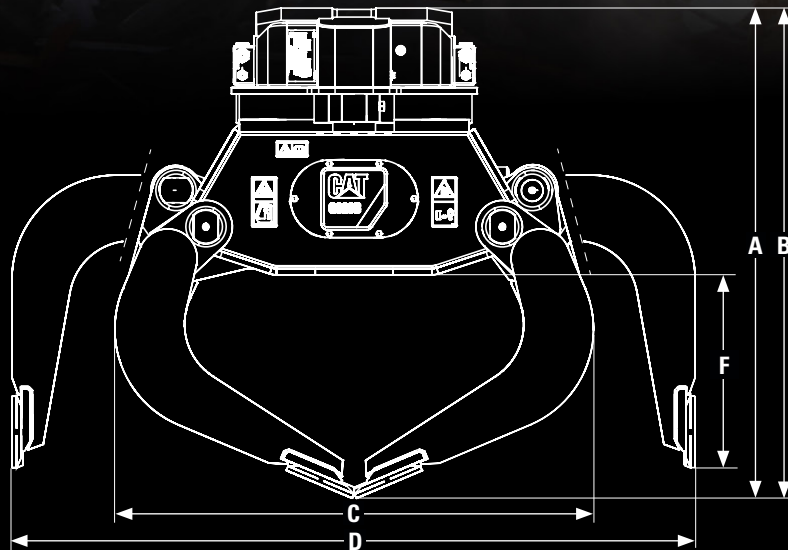
Partner with your Cat dealer to help evaluate repair, rebuild or replacement costs so you can make the best choices for your business future.

The Cat dealer network assures a common approach to parts available and quality of service, regardless of where the job takes you and your equipment.



With more dealer locations around the globe than any other heavy equipment manufacturer, the Caterpillar® dealer network assures you or your operator are never very far from Cat parts, service and sales expertise.





			G310B		G315B		G320B		G325B		G330	
Cat carrier match*			311 - 316 M313 - M316		318 - 321 M315 - M322		323 - 329		324 - 336		329 - 349	
Recommended carrier weight range												
Minimum	t	(lb)	10	(22,000)	15	(33,000)	20	(44,000)	25	(55,000)	30	(66,000)
Maximum	t	(lb)	16	(35,200)	22	(48,500)	29	(63,900)	38	(83,700)	45	(99,200)
Specifications												
Capacity	L	(yd ³)	375	(0.49)	550	(0.72)	750	(0.98)	850	(1.11)	1,000	(1.31)
Weight**	kg	(lb)	1,030	(2,266)	1,400	(3,080)	1,875	(4,125)	2,120	(4,664)	2,620	(5,764)
Closing Force	kN	(st)	36	(1.42)	52	(2.05)	66	(2.60)	66	(2.60)	60	(2.4)
Cycle Time	seconds		3.2		3.3		3.5		3.5		3.3	
Dimensions												
A	Height, open	mm (in)	1,359	(53.50)	1,462	(57.56)	1,606	(63.23)	1,620	(63.78)	1,680	(66.1)
B	Height, closed	mm (in)	1,440	(56.69)	1,550	(61.02)	1,725	(67.91)	1,725	(67.91)	1,835	(72.2)
C	Width, closed	mm (in)	1,245	(49.02)	1,375	(54.13)	1,540	(60.63)	1,540	(60.63)	1,515	(59.6)
D	Width, open	mm (in)	1,800	(70.87)	2,000	(78.74)	2,200	(86.61)	2,200	(86.61)	2,270	(89.4)
E	Width	mm (in)	850	(33.46)	1,000	(39.37)	1,100	(43.31)	1,350	(53.15)	1,480	(58.3)
F	Height	mm (in)	520	(20.47)	570	(22.44)	625	(24.61)	625	(24.61)	650	(25.6)

* Contact your local Cat dealer to choose the right grapple for your machine's configuration.

** Includes mounting bracket.

Cat Demolition & Sorting Grapples

GEHH2203-01 (03-13)

For more complete information on Cat products, dealer services, and industry solutions, visit us on the web at www.cat.com

©2013 Caterpillar
All Rights Reserved

Materials and specifications are subject to change without notice. Featured machines in photos may include additional equipment. See your Cat dealer for available options.

CAT, CATERPILLAR, their respective logos, "Caterpillar Yellow," and the POWER EDGE trade dress, as well as corporate and product identity used herein, are trademarks of Caterpillar and may not be used without permission.

